





## Correction



Life Science Alliance

# Correction: Single-cell RNA sequencing of human breast tumour-infiltrating immune cells reveals a $\gamma\delta$ T-cell subtype associated with good clinical outcome

Katerina Boufea<sup>1</sup>, Victor Gonzalez-Huici<sup>1</sup> , Marcus Lindberg<sup>1</sup> , Nelly N Olova<sup>2</sup>, Stefan Symeonides<sup>3</sup> ,  
Olga Oikonomidou<sup>3</sup>, Nizar N Batada<sup>1</sup> 

<sup>1</sup>Centre for Genomic and Experimental Medicine, University of Edinburgh, Edinburgh, Scotland <sup>2</sup>MRC Human Genetics Unit, University of Edinburgh, Edinburgh, Scotland <sup>3</sup>Cancer Research UK Edinburgh Centre, University of Edinburgh, Western General Hospital, Edinburgh, Scotland

Correspondence: [nizar.batada@gmail.com](mailto:nizar.batada@gmail.com)

DOI <https://doi.org/10.26508/lsa.202201848> | Received 23 November 2022 | Accepted 28 November 2022 | Published online 13 December 2022

Article: Boufea K, Gonzalez-Huici V, Lindberg M, Olova NN, Symeonides S, Oikonomidou O, Batada NN (2020 Dec 2) Single-cell RNA sequencing of human breast tumour-infiltrating immune cells reveals a  $\gamma\delta$  T-cell subtype associated with good clinical outcome. Life Sci Alliance 4(1): e202000680. doi: [10.26508/lsa.202000680](https://doi.org/10.26508/lsa.202000680). PMID: 33268347.

In the first published version of this paper, Nelly N Olova was omitted from the author list. She has contributed with 10× Chromium single-cell library preparation. All authors are mentioned above in the corrected order. The authors apologize for the error, which has now been fixed in the online version of the article.



**License:** This article is available under a Creative Commons License (Attribution 4.0 International, as described at <https://creativecommons.org/licenses/by/4.0/>).